


PA Series

- Endurance with ripple current : 105°C 2,000 hours
- Higher ripple current than KMG, general purpose series
- Suitable for low profile equipment such as AC adaptors
- Non solvent-proof type
- Pb-free design

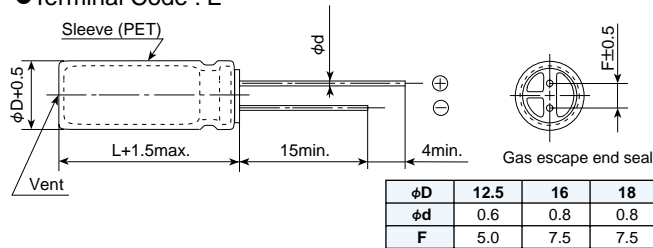


◆ SPECIFICATIONS

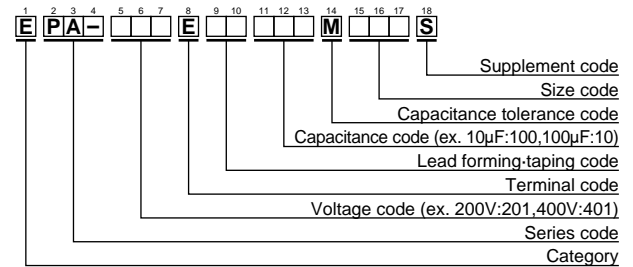
Items	Characteristics	
Category Temperature Range	-40 to 105°C	
Rated Voltage Range	200 & 400V _{dc}	
Capacitance Tolerance	±20%(M) (at 20°C, 120Hz)	
Leakage Current	I=0.04CV+100(after 1 minute at 20°C) I=0.02CV+25(after 5 minutes at 20°C) Where: I : Max. leakage current(μA), C : Nominal capacitance(μF), V : Rated voltage(V)	
Dissipation factor (tanδ)	Rated voltage(V _{dc})	200 400
	tanδ(Max.)	0.20 0.24 (at 20°C, 120Hz)
Low Temperature Characteristics	Rated voltage(V _{dc})	200 400
	Z(-25°C)/Z(20°C)	3 5
	Z(-40°C)/Z(20°C)	6 6 (at 20°C, 120Hz)
Endurance	The following specifications shall be satisfied when the capacitors are restored to 20°C after subjected to DC voltage with the rated ripple current is applied for 2,000 hours at 105°C.	
	Capacitance change	≤±20% of the initial value
	D.F.(tanδ)	≤200% of the initial specified value
	Leakage current	≤The initial specified value
Shelf Life	The following specifications shall be satisfied when the capacitors are restored to 20°C after exposing them for 1,000 hours at 105°C without voltage applied.	
	Capacitance change	≤±20% of the initial value
	D.F.(tanδ)	≤200% of the initial specified value
	Leakage current	≤500% of the initial specified value

◆ DIMENSIONS [mm]

- Terminal Code : E



◆ PART NUMBERING SYSTEM



◆ STANDARD RATINGS

WV (V _{dc})	Cap (μF)	Case size φD×L(mm)	tanδ	Rated ripple current (mA _{rms} /105°C,120Hz)	Part No.
200	33	12.5×20	0.20	203	EPA-201E□□330MK20S
	47	12.5×20	0.20	242	EPA-201E□□470MK20S
	56	12.5×25	0.20	288	EPA-201E□□560MK25S
	68	12.5×25	0.20	317	EPA-201E□□680MK25S
	68	16×20	0.20	323	EPA-201E□□680ML20S
	82	16×20	0.20	355	EPA-201E□□820ML20S
	100	16×20	0.20	392	EPA-201E□□101ML20S
	120	16×25	0.20	465	EPA-201E□□121ML25S
	120	18×20	0.20	446	EPA-201E□□121MM20S
	150	18×25	0.20	536	EPA-201E□□151MM25S

□□ : Lead forming / Taping code

WV (V _{dc})	Cap (μF)	Case size φD×L(mm)	tanδ	Rated ripple current (mA _{rms} /105°C,120Hz)	Part No.
400	10	12.5×20	0.24	110	EPA-401E□□100MK20S
	22	12.5×25	0.24	180	EPA-401E□□220MK25S
	22	16×20	0.24	183	EPA-401E□□220ML20S
	33	16×20	0.24	225	EPA-401E□□330ML20S
	47	16×25	0.24	291	EPA-401E□□470ML25S
	47	18×20	0.24	279	EPA-401E□□470MM20S
	56	18×25	0.24	327	EPA-401E□□560MM25S
	68	18×25	0.24	360	EPA-401E□□680MM25S

◆ RATED RIPPLE CURRENT MULTIPLIERS

Frequency (Hz)	50	120	300	1k	10k	100k
10 to 47μF	0.45	1.00	1.25	1.50	1.75	1.80
56 to 150μF	0.50	1.00	1.15	1.30	1.40	1.50