

KME-BP Series

- Standard Bi-polarized type
- Endurance : 105°C 1000 hours
- Solvent-proof type (see PRECAUTIONS AND GUIDELINES)
- Pb-free design

KME-BP

↑ bi-polarized
KME

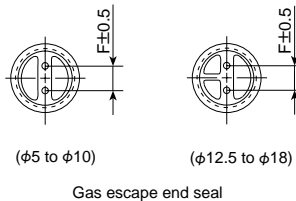
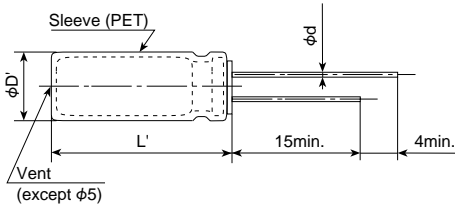


◆ SPECIFICATIONS

Items	Characteristics										
Category Temperature Range	-55 to +105°C										
Rated Voltage Range	6.3 to 100V _{dc}										
Capacitance Tolerance	±20% (M) (at 20°C, 120Hz)										
Leakage Current	I=0.06CV or 10μA, whichever is greater. (at 20°C after 2 minutes) I=0.03CV or 3μA, whichever is greater. (at 20°C after 5 minutes) Where, I : Max. leakage current (μA), C : Nominal capacitance (μF), V : Rated voltage (V)										
Dissipation Factor (tanδ)	Rated voltage (V _{dc})	6.3V	10V	16V	25V	35V	50V	63V	80V	100V	
	tanδ (Max.)	0.24	0.24	0.20	0.20	0.16	0.14	0.12	0.12	0.10	
	When nominal capacitance exceeds 1000μF, add 0.02 to the value above for each 1000μF increase. (at 20°C, 120Hz)										
Low Temperature Characteristics (Max. Impedance Ratio)	Rated voltage (V _{dc})	6.3V	10V	16V	25V	35V	50V	63V	80V	100V	
	Z(-25°C)/Z(+20°C)	4	3	2	2	2	2	2	2	2	
	Z(-40°C)/Z(+20°C)	10	8	6	4	3	3	3	3	3	
Endurance	The following specifications shall be satisfied when the capacitors are restored to 20°C after the rated voltage is applied for 1000 hours at 105°C, however the polarization shall be reversed every 250 hours.										
	Rated voltage	6.3 to 16V _{dc}					25 to 100V _{dc}				
	Capacitance change	≤±25% of the initial value					≤±20% of the initial value				
	D.F. (tanδ)	≤150% of the initial specified value									
	Leakage current	≤The initial specified value									
Shelf Life	The following specifications shall be satisfied when the capacitors are restored to 20°C after exposing them for 500 hours at 105°C without voltage applied.										
	Rated voltage	6.3 to 16V _{dc}					25 to 100V _{dc}				
	Capacitance change	≤±25% of the initial value					≤±20% of the initial value				
	D.F. (tanδ)	≤150% of the initial specified value									
	Leakage current	≤The initial specified value									

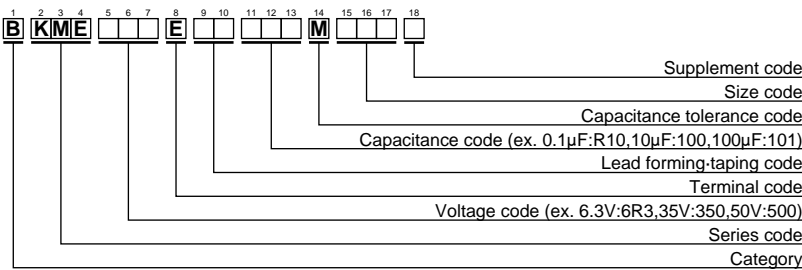
◆ DIMENSIONS [mm]

- Terminal Code : E



φD	5	6.3	8	10	12.5	16	18
φd	0.5	0.5	0.6	0.6	0.6	0.8	0.8
F	2.0	2.5	3.5	5.0	5.0	7.5	7.5
φD'	φD+0.5max.						
L'	L+1.5max.						

◆ PART NUMBERING SYSTEM



Please refer to "A guide to global code (radial lead type)"

KME-BP Series

◆STANDARD RATINGS

WV (Vdc)	Cap (μF)	Case size φD×L(mm)	tanδ	Rated ripple current (mA _{rms} /105°C,120Hz)	Part No.	WV (Vdc)	Cap (μF)	Case size φD×L(mm)	tanδ	Rated ripple current (mA _{rms} /105°C,120Hz)	Part No.	
6.3	33	5×11	0.24	45	BKME6R3E□□330ME11D	35	220	12.5×20	0.16	290	BKME350E□□221MK20S	
	47	5×11	0.24	54	BKME6R3E□□470ME11D		330	12.5×20	0.16	350	BKME350E□□331MK20S	
	100	6.3×11	0.24	90	BKME6R3E□□101MF11D		470	12.5×25	0.16	465	BKME350E□□471MK25S	
	220	8×11.5	0.24	150	BKME6R3E□□221MHB5D		1000	16×31.5	0.16	805	BKME350E□□102MLN3S	
	330	8×11.5	0.24	185	BKME6R3E□□331MHB5D		50	0.47	5×11	0.14	7.0	BKME500E□□47ME11D
	470	10×12.5	0.24	260	BKME6R3E□□471MJC5S			1.0	5×11	0.14	10	BKME500E□□1R0ME11D
	1000	10×20	0.24	460	BKME6R3E□□102MJ20S			2.2	5×11	0.14	15	BKME500E□□2R2ME11D
	2200	12.5×25	0.26	820	BKME6R3E□□222MK25S			3.3	5×11	0.14	18	BKME500E□□3R3ME11D
	3300	16×25	0.28	1110	BKME6R3E□□332ML25S			4.7	5×11	0.14	22	BKME500E□□4R7ME11D
	4700	16×31.5	0.30	1430	BKME6R3E□□472MLN3S			10	6.3×11	0.14	37	BKME500E□□100MF11D
6800	18×35.5	0.34	1830	BKME6R3E□□682MMP1S	22	8×11.5		0.14	63	BKME500E□□220MHB5D		
10	22	5×11	0.24	37	BKME100E□□220ME11D	33		8×11.5	0.14	77	BKME500E□□330MHB5D	
	33	5×11	0.24	45	BKME100E□□330ME11D	47		10×12.5	0.14	105	BKME500E□□470MJC5S	
	47	5×11	0.24	54	BKME100E□□470ME11D	100		10×20	0.14	190	BKME500E□□101MJ20S	
	100	6.3×11	0.24	90	BKME100E□□101MF11D	220	12.5×25	0.14	340	BKME500E□□221MK25S		
	220	8×11.5	0.24	150	BKME100E□□221MHB5D	330	16×25	0.14	460	BKME500E□□331ML25S		
	330	10×16	0.24	240	BKME100E□□331MJ16S	470	16×31.5	0.14	590	BKME500E□□471MLN3S		
	470	10×16	0.24	290	BKME100E□□471MJ16S	63	3.3	5×11	0.12	20	BKME630E□□3R3ME11D	
	1000	12.5×20	0.24	510	BKME100E□□102MK20S		4.7	6.3×11	0.12	24	BKME630E□□4R7MF11D	
	2200	16×25	0.26	910	BKME100E□□222ML25S		10	6.3×11	0.12	40	BKME630E□□100MF11D	
	3300	16×31.5	0.28	1200	BKME100E□□332MLN3S		22	8×11.5	0.12	68	BKME630E□□220MHB5D	
4700	18×35.5	0.30	1520	BKME100E□□472MMP1S	33		10×12.5	0.12	98	BKME630E□□330MJC5S		
16	10	5×11	0.20	27	BKME160E□□100ME11D		47	10×16	0.12	130	BKME630E□□470MJ16S	
	22	5×11	0.20	40	BKME160E□□220ME11D		100	12.5×20	0.12	225	BKME630E□□101MK20S	
	33	5×11	0.20	49	BKME160E□□330ME11D		220	16×25	0.12	405	BKME630E□□221ML25S	
	47	6.3×11	0.20	67	BKME160E□□470MF11D		330	16×31.5	0.12	535	BKME630E□□331MLN3S	
	100	8×11.5	0.20	110	BKME160E□□101MHB5D		470	18×35.5	0.12	680	BKME630E□□471MMP1S	
	220	10×12.5	0.20	195	BKME160E□□221MJC5S	80	2.2	5×11	0.12	16	BKME800E□□2R2ME11D	
	330	10×16	0.20	265	BKME160E□□331MJ16S		3.3	6.3×11	0.12	23	BKME800E□□3R3MF11D	
	470	10×20	0.20	345	BKME160E□□471MJ20S		4.7	6.3×11	0.12	27	BKME800E□□4R7MF11D	
	1000	12.5×25	0.20	605	BKME160E□□102MK25S		10	8×11.5	0.12	46	BKME800E□□100MHB5D	
	2200	16×31.5	0.22	1070	BKME160E□□222MLN3S		22	10×16	0.12	89	BKME800E□□220MJ16S	
3300	18×35.5	0.24	1400	BKME160E□□332MMP1S	33		10×16	0.12	105	BKME800E□□330MJ16S		
25	10	5×11	0.20	27	BKME250E□□100ME11D		47	10×20	0.12	140	BKME800E□□470MJC5S	
	22	6.3×11	0.20	46	BKME250E□□220MF11D		100	12.5×25	0.12	245	BKME800E□□101MK25S	
	33	6.3×11	0.20	56	BKME250E□□330MF11D		220	16×31.5	0.12	435	BKME800E□□221MLN3S	
	47	6.3×11	0.20	67	BKME250E□□470MF11D		330	18×35.5	0.12	570	BKME800E□□331MMP1S	
	100	8×11.5	0.20	110	BKME250E□□101MHB5D	100	0.47	5×11	0.10	8.0	BKME101E□□47ME11D	
	220	10×16	0.20	215	BKME250E□□221MJ16S		1.0	5×11	0.10	12	BKME101E□□1R0ME11D	
	330	12.5×20	0.20	320	BKME250E□□331MK20S		2.2	6.3×11	0.10	20	BKME101E□□2R2MF11D	
	470	12.5×20	0.20	380	BKME250E□□471MK20S		3.3	6.3×11	0.10	25	BKME101E□□3R3MF11D	
	1000	16×25	0.20	670	BKME250E□□102ML25S		4.7	6.3×11	0.10	30	BKME101E□□4R7MF11D	
	2200	18×35.5	0.22	1140	BKME250E□□222MMP1S		10	8×11.5	0.10	50	BKME101E□□100MHB5D	
35	4.7	5×11	0.16	21	BKME350E□□4R7ME11D		22	10×16	0.10	97	BKME101E□□220MJ16S	
	10	5×11	0.16	30	BKME350E□□100ME11D		33	12.5×20	0.10	140	BKME101E□□330MK20S	
	22	6.3×11	0.16	51	BKME350E□□220MF11D		47	12.5×20	0.10	170	BKME101E□□470MK20S	
	33	8×11.5	0.16	72	BKME350E□□330MHB5D		100	16×25	0.10	300	BKME101E□□101ML25S	
	47	8×11.5	0.16	86	BKME350E□□470MHB5D	220	18×35.5	0.10	510	BKME101E□□221MMP1S		
	100	10×16	0.16	160	BKME350E□□101MJ16S							

□□ : Lead forming / Taping code